

SFP-10G-CWDMxxxx-ZR-SY

10GBASE-CWDM ZR SFP+, xxxx nm, 80 km SMF TRANSCEIVER

1. FEATURES AND SPECIFICATIONS

- ▶ Form Factor: **SFP+**
- ▶ Operating Data Rate: **10G**
- ▶ Protocol(s): **10GE, FC**
- ▶ Fiber Type: **SMF**
- ▶ Technique: **CWDM ZR**
- ▶ Lane Count: **1**
- ▶ Wavelength(s)/Channel(s): **1471~1611 nm**
- ▶ Nominal Distance: **80 km**
- ▶ Nominal Power Budget: **24 dB**
- ▶ Connector: **LC duplex**
- ▶ Temperature Range: **0 to +70°C, -40 to +85°C**
- ▶ Compliance: **SFP+ MSA, SFF-8431, IEEE 802.3ae**
- ▶ Monitoring: **Digital diagnostic monitor interface**
- ▶ Laser Type: **EML**
- ▶ Receiver Type: **APD**
- ▶ Power Dissipation: **1.5 W**

2. ABSOLUTE CHARACTERISTICS

PARAMETER	SYMBOL	MIN.	TYP.	MAX.	UNIT
SIGNAL INPUT VOLTAGE	V_{IN}	0.1	-	0.8	V
POWER SUPPLY VOLTAGE	V_{CC}	-0.5	-	4	V
OPERATING TEMPERATURE	T_{CASE}	0	-	+70	°C
STORAGE TEMPERATURE	T_S	-40	-	+85	°C

3. ELECTRICAL OPERATING CONDITIONS

PARAMETER	SYMBOL	MIN.	TYP.	MAX.	UNIT
SUPPLY CURRENT	I_{CC}	-	-	0.5	A
SUPPLY VOLTAGE	V_{CC}	3.13	3.3	3.47	V

4. OPTICAL CHARACTERISTICS

RECEIVER

PARAMETER	SYMBOL	MIN.	TYP.	MAX.	UNIT
OPTICAL WAVELENGTH	λ_C	1260	-	1620	nm
LOS HYSTERESIS	LOS_H	0.5	-	0	dB
LOS ASSERT	LOS_A	-35	-	-	dBm
LOS DE-ASSERT	LOS_D	-	-	-26	dBm
RX MAX. SENSITIVITY	P_{MIN}	-	-	-24	dBm
DAMAGE THRESHOLD	P_{MAX}	-7	-	-	dBm



















TRANSMITTER

PARAMETER	SYMBOL	MIN.	TYP.	MAX.	UNIT
OPTICAL WAVELENGTH	λ_C	$\lambda - 7.5$	λ	$\lambda + 7.5$	nm
OPTICAL EXTINCTION RATIO	ER	9	-	-	dB
SIDE MODE SUPPRESSION RATIO	SMSR	30	-	-	dBm
SPECTRAL WIDTH	$\Delta\lambda$	-	-	1	dBm
OPTICAL TRANSMIT POWER	P_{OUT}	0	-	5	dBm

5. ORDERING INFORMATION

PART NAME	DESCRIPTION
SFP-10G-CWDMxxxx-ZR-SY	10GBase CWDM ZR SFP+, xxxx nm, 80 km over SMF, LC duplex, speedy
SFP-10G-CWDMxxxx-ZR-I-SY	10GBase CWDM ZR SFP+, xxxx nm, 80 km over SMF, LC duplex, Industrial temperature -40 to +85°C, speedy

6. ITU-T G.694.2 CWDM CHANNELS OVERVIEW

ITU CHANNEL NO.	WAVELENGTH (nm)	LATCH COLOR BY WAVELENGTH
27	1271	
29	1291	
31	1311	
33	1331	
35	1351	
37	1371	
39	1391	
41	1411	
43	1431	
45	1451	
47	1471	
49	1491	
51	1511	
53	1531	
55	1551	
57	1571	
59	1591	
61	1611	

7. WARNINGS AND SECURITY INFORMATION



CAUTION: Class 1 visible laser radiation present. Long term viewing of the laser can be harmful to the human eye.



This equipment has been tested according to European legislation and has been found safe, non-intervening with other electronic devices and is not subject to interference from other electronic devices



Hazardous Goods; our products are fully compliant with Directive 2011/65/EU (RoHS II) and 2002/95 EC (RoHS I)

Laser Class 1

Our products comply with 21 CFR 1040.10 and 1040.11, except for deviations pursuant to Laser Notice No. 50, dated June 24, 2007



Only (dis)connect the transceivers in an ESD Protected Area while using certified equipment and taking all necessary precautions as specified in IEC 61340-5-1.

8. DISCLAIMER AND LEGAL NOTICES

Speeddy makes no warranties or representations, expressed or implied, of any kind relative to the information or any portion thereof contained in this document or its adaptation or use, and assumes no responsibility or liability of any kind, including, but not limited to, indirect, special, consequential or incidental damages, for any errors or inaccuracies contained in the information or arising from the adaptation or use of the information or any portion thereof. The information in this document is subject to change without notice. Speeddy and the Speeddy logo are registered trademarks of renewtech B.V. All other trademarks are acknowledged as registered trademarks and proprietary to their respective owners. Copyright © 2023 renewtech B.V., Dutch Chamber of Commerce no. 75699877, all rights reserved. For more information visit www.speeddy.com